

Scaled data based on original data using
LM-79-08 Approved Method: Electrical and Photometric Measurements of Solid-
State Lighting Products

Test Report Prepared for
Cooper Lighting Solutions
(formerly Eaton)

Brand: STREETWORKS

Report Number: P299995

Luminaire Tested: **GAA-AF-02-LED-U-SL3-7030-800-HSS**

Issue Date: 3/3/2020

Test Information

Test Method: LM-79-08
Report Number: P299995
TEST IS SCALED FROM IESNA LM-79-08 TEST DATA (P194479)
Test Lab: INNOVATION CENTER P2
Issue Date: 3/3/2020
Manufacturer: COOPER LIGHTING SOLUTIONS (FORMERLY EATON)
Product Line: STREETWORKS
Catalog Number: GAA-AF-02-LED-U-SL3-7030-800-HSS
Description: GALLEONAIRE AREA AND ROADWAY LUMINAIRE
(2) 70 CRI
3000K CCT 800mA LIGHTSQUARE WITH 16 LEDS EACH AND Type III w/Spill
Control WITH HOUSESIDE SHEILD OPTICS
Light Source: -
Ballast/Driver: -

Summary

Lumens per Lamp: N/A
Luminaire Lumens: 7385.4 lumens
Efficiency: N/A
Efficacy: 86.9 lumens/watt
Luminous Opening: Rectangular (W 0.5' x L: 1' x H: 0')
IES Classification: Type III - Short - Non-Cutoff
BUG Rating: B1 - U0 - G2

Input Watts (W): 85
Input Voltage (V): NR
Input Current (Ain): NR
Voltage Rise (V): NR
Power Factor: NR
Total Harmonic Distortion (THDi): NR
Frequency (hertz): 60
Stabilization Time: NR
Operation Time: NR
Ambient Temperature (°C): NR
Test Distance: 28.75 FT

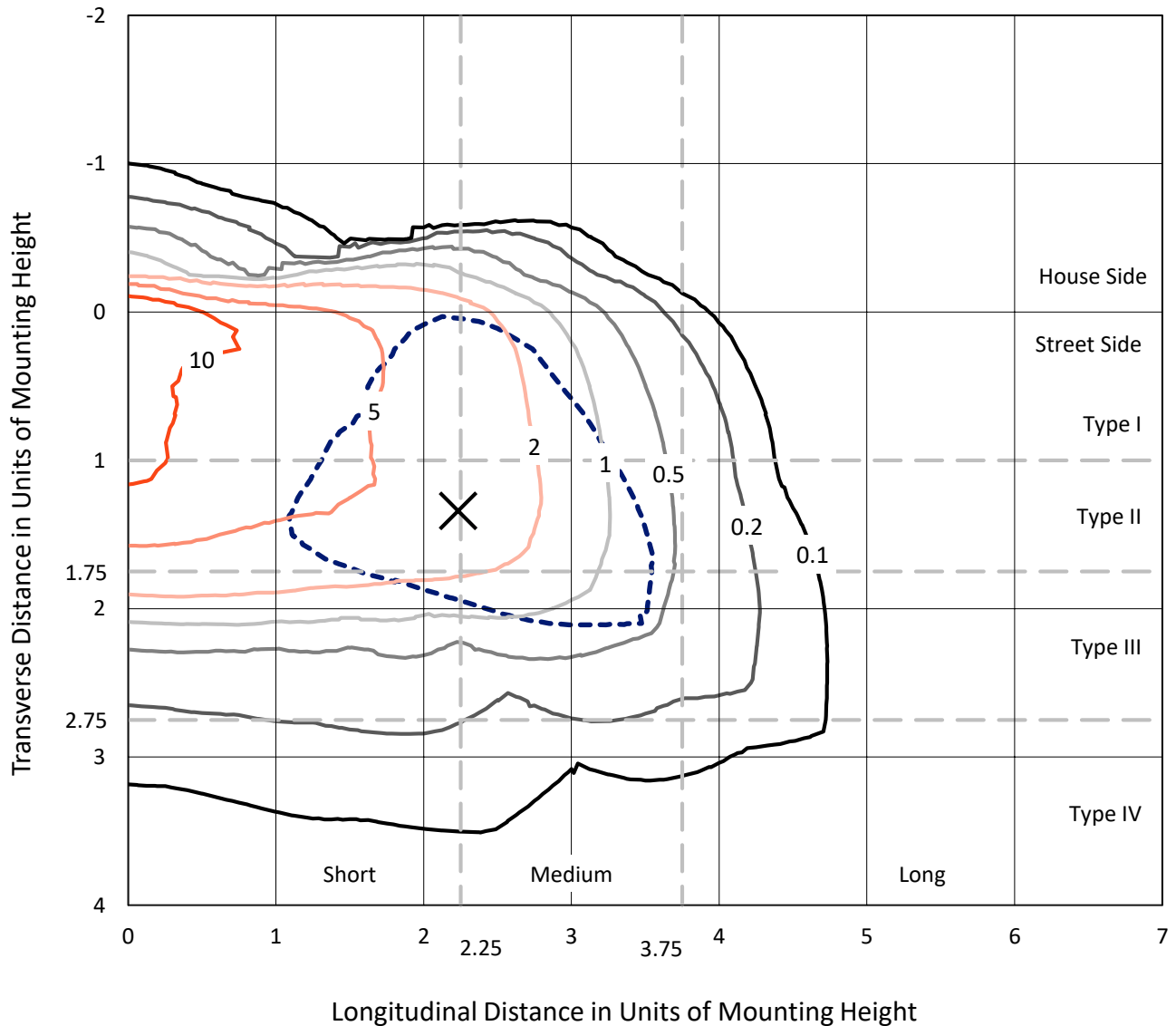


REPORT NUMBER: P299995

CATALOG NUMBER: GAA-AF-02-LED-U-SL3-7030-800-HSS

Iso-Footcandle Lines of Horizontal Illumination

× Max cd
 - - - 1/2 Max cd

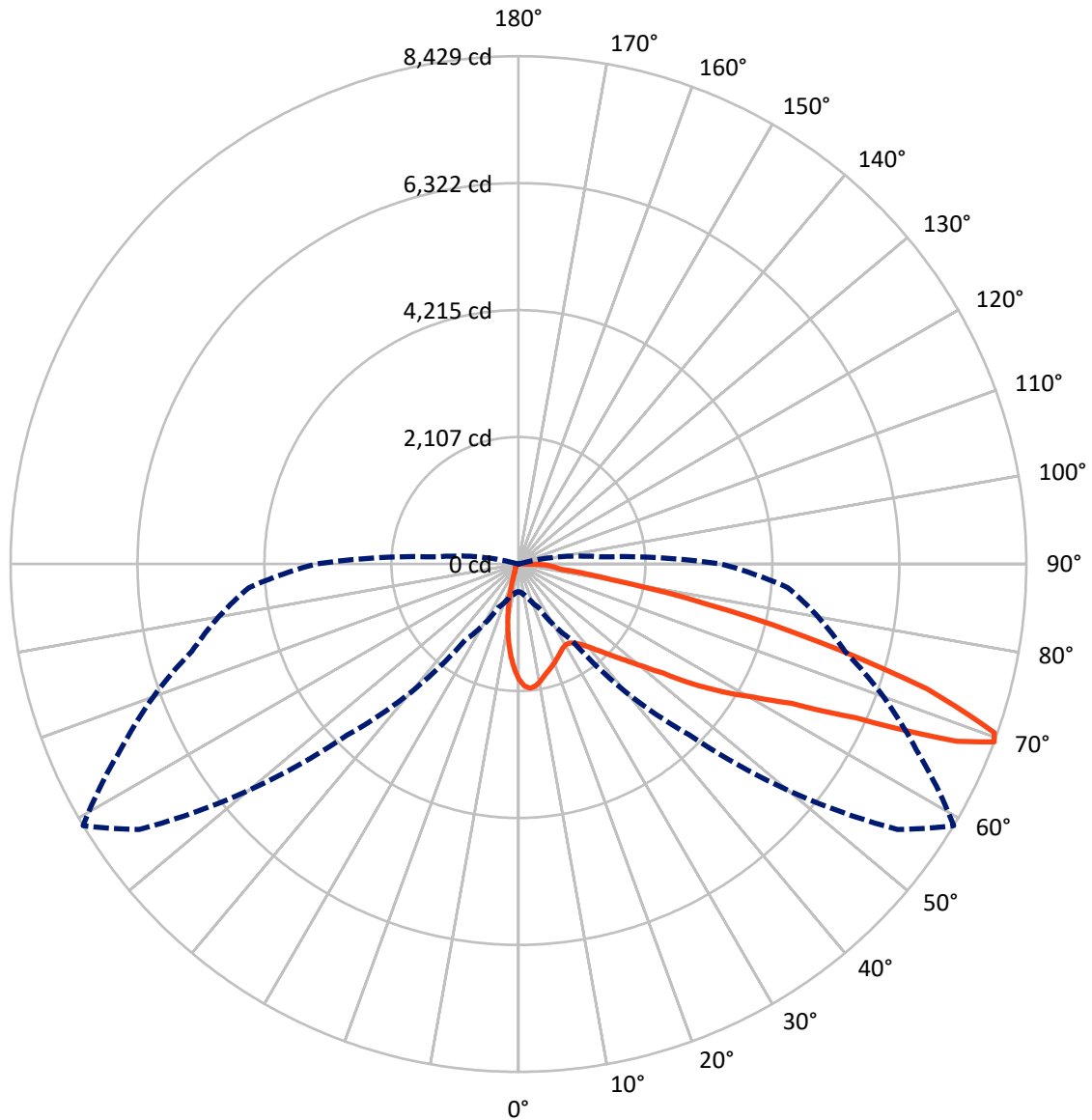


Based on 10 foot mounting height. Maximum calculated value = 19.3 fc
 Type III - Short - Non-Cutoff

REPORT NUMBER: P299995

CATALOG NUMBER: GAA-AF-02-LED-U-SL3-7030-800-HSS

Luminous Intensity Polar Plot



— Vertical Plane Through 59-Deg Lateral - - - Horizontal Cone Through 69-Deg Vertical



REPORT NUMBER: P299995

CATALOG NUMBER: GAA-AF-02-LED-U-SL3-7030-800-HSS

FLUX DISTRIBUTION:

		Downward	Upward	Total
House Side	Lumens	601.4	0.0	601.4
	% Fixture	8.1	0.0	8.1
Street Side	Lumens	6783.9	0.0	6783.9
	% Fixture	91.9	0.0	91.9
Total	Lumens	7385.4	0.0	7385.4
	% Fixture	100.0	0.0	100.0

ZONAL LUMENS:

Zone	Lumens	% Fixture
0°-10°	156.0	2.1
10°-20°	322.4	4.4
20°-30°	433.8	5.9
30°-40°	629.9	8.5
40°-50°	1048.8	14.2
50°-60°	1636.2	22.2
60°-70°	2024.7	27.4
70°-80°	1026.1	13.9
80°-90°	107.4	1.5
90°-100°	0.0	0.0
100°-110°	0.0	0.0
110°-120°	0.0	0.0
120°-130°	0.0	0.0
130°-140°	0.0	0.0
140°-150°	0.0	0.0
150°-160°	0.0	0.0
160°-170°	0.0	0.0
170°-180°	0.0	0.0
0°-90°	7385.4	100.0
0°-180°	7385.4	100.0

Coefficient of Utilization



REPORT NUMBER: P299995

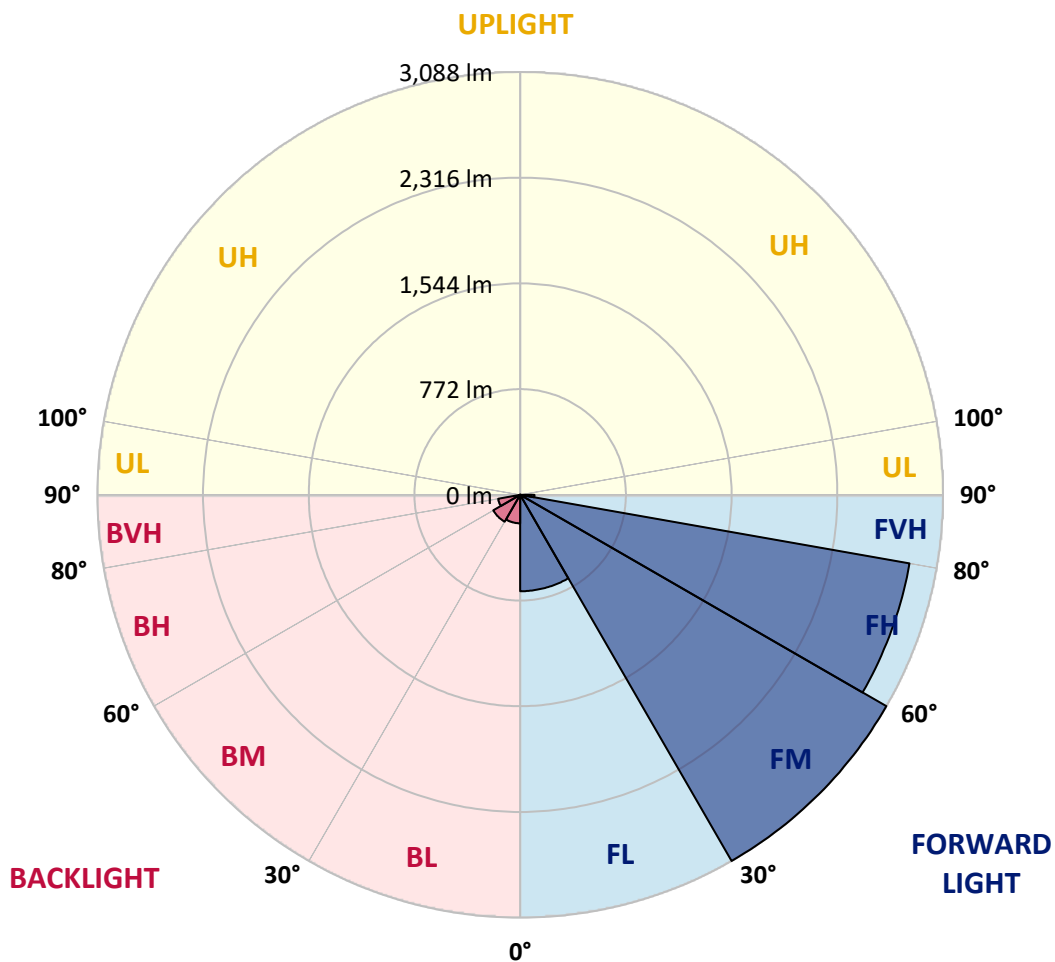
CATALOG NUMBER: GAA-AF-02-LED-U-SL3-7030-800-HSS

LUMINAIRE CLASSIFICATION SYSTEM LUMEN TABLE AND BUG RATING:

Zone		Lumens	% Fixture	Zone Rating/Lumen Limit		
				B	U	G
FL	(0°-30°)	704.1	9.5			
FM	(30°-60°)	3088.3	41.8			
FH	(60°-80°)	2887.4	39.1			G2/5000
FVH	(80°-90°)	104.1	1.4			G2/225
BL	(0°-30°)	208.2	2.8	B1/500		
BM	(30°-60°)	226.6	3.1	B1/1000		
BH	(60°-80°)	163.3	2.2	B1/500		G1/500
BVH	(80°-90°)	3.3	0.0			G0/10
UL	(90°-100°)	0.0	0.0		U0/0	
UH	(100°-180°)	0.0	0.0		U0/0	

BUG Rating: B1-U0-G2

Type III Short





REPORT NUMBER: P299995

CATALOG NUMBER: GAA-AF-02-LED-U-SL3-7030-800-HSS

CANDELA DISTRIBUTION (FULL):

	0°	5°	15°	25°	35°	45°	55°	59°	65°	75°	85°
0°	1922.3	1922.3	1922.3	1922.3	1922.3	1922.3	1922.3	1922.3	1922.3	1922.3	1922.3
2.5°	2106.9	2106.1	2096.9	2092.7	2085.1	2069.3	2044.7	2031.8	2010.9	1974.5	1925.7
5°	2087.7	2097.8	2103.1	2103.6	2109.0	2103.1	2080.9	2070.2	2041.4	1982.8	1895.2
7.5°	1957.4	1961.1	1976.6	1989.9	2015.8	2040.5	2048.5	2043.8	2026.7	1964.1	1847.5
10°	1818.0	1821.6	1840.1	1857.5	1892.7	1930.6	1970.7	1979.2	1986.2	1937.3	1801.6
12.5°	1697.6	1701.4	1720.2	1743.1	1784.1	1830.9	1893.1	1906.8	1938.2	1911.9	1764.8
15°	1594.0	1595.7	1614.1	1642.5	1691.4	1751.4	1822.1	1844.3	1892.3	1893.9	1732.7
17.5°	1505.9	1510.1	1521.5	1548.5	1602.0	1676.3	1758.7	1790.4	1846.7	1878.9	1701.4
20°	1452.0	1456.2	1455.8	1470.9	1518.9	1598.2	1695.2	1733.1	1801.6	1863.5	1673.4
22.5°	1441.7	1441.7	1430.8	1428.6	1457.1	1523.5	1629.2	1675.5	1761.1	1856.8	1653.8
25°	1478.8	1477.1	1450.0	1427.9	1429.2	1468.7	1565.2	1620.3	1726.9	1861.3	1643.3
27.5°	1557.4	1555.2	1520.9	1478.8	1445.0	1444.6	1516.8	1576.1	1699.7	1883.1	1647.5
30°	1665.8	1665.1	1627.9	1574.8	1513.5	1457.1	1500.1	1553.9	1682.2	1922.3	1657.1
32.5°	1784.4	1783.2	1755.2	1699.4	1621.6	1513.5	1517.7	1562.8	1687.2	1974.5	1680.5
35°	1910.3	1908.1	1896.0	1847.2	1761.6	1617.4	1575.3	1610.3	1719.0	2052.6	1726.4
37.5°	2046.3	2048.5	2057.2	2010.4	1920.6	1763.2	1671.8	1695.6	1782.8	2158.7	1801.1
40°	2247.2	2246.8	2249.7	2188.3	2101.9	1941.5	1806.6	1814.2	1889.8	2299.4	1914.8
42.5°	2611.7	2586.3	2509.1	2383.8	2296.9	2145.3	1976.6	1968.7	2020.5	2473.5	2073.9
45°	3101.7	3047.3	2846.9	2606.8	2495.7	2375.0	2185.8	2160.4	2193.4	2682.8	2270.2
47.5°	3523.0	3466.6	3183.1	2839.0	2706.6	2593.0	2430.9	2385.0	2395.9	2917.1	2519.1
50°	3666.3	3638.7	3391.1	3041.1	2910.8	2867.4	2715.4	2659.4	2644.0	3188.1	2807.6
52.5°	3616.6	3614.5	3449.5	3172.3	3097.9	3151.4	3073.3	3008.5	2951.7	3473.8	3101.2
55°	3536.8	3547.3	3473.3	3287.1	3284.5	3410.7	3562.7	3508.8	3344.3	3784.1	3354.3
57.5°	3316.8	3361.4	3460.0	3504.3	3607.0	3736.0	3970.3	4002.1	3807.5	4021.7	3564.3
60°	2691.1	2789.3	3111.7	3535.5	4022.6	4344.1	4462.3	4489.4	4187.4	4219.2	3847.9
62.5°	1910.3	2010.4	2419.3	3136.3	4028.8	5142.9	5195.2	5088.7	4606.0	4512.0	4337.0
65°	1013.9	1091.3	1425.4	2263.9	3493.0	5328.4	6476.9	6159.5	5344.2	5087.8	4968.8
67.5°	518.7	542.0	674.9	1108.0	2401.3	4732.9	7625.7	7849.1	6616.7	5659.2	4938.4
69°	459.0	472.8	560.9	801.0	1537.6	4008.8	7681.7	8429.2	7282.9	5611.5	4487.7
70°	444.3	456.4	536.6	725.0	1201.9	3361.8	7467.4	8378.3	7453.3	5430.3	4151.2
72.5°	377.2	387.5	477.8	640.7	976.9	1668.8	6066.0	7099.6	6688.2	4523.6	3004.7
75°	252.2	286.5	458.6	600.6	908.7	948.0	3999.2	5130.4	4765.9	3051.1	1565.2
77.5°	60.6	65.1	129.5	477.8	831.1	834.4	2056.8	3189.3	2601.4	1087.5	370.0
80°	32.6	31.4	36.3	94.8	773.8	783.0	925.9	1548.1	928.8	180.4	121.9
82.5°	23.0	21.7	23.4	39.7	243.5	713.2	669.9	700.7	385.0	69.3	54.7
85°	8.3	8.0	12.9	35.9	76.4	410.0	688.2	578.0	311.9	31.7	40.1
87.5°	2.9	2.5	5.1	19.6	23.4	174.6	424.7	436.9	122.8	19.2	18.8
90°	0.0	0.0	0.0	0.0	0.0	0.0	0.0	0.0	0.0	0.0	0.0



REPORT NUMBER: P299995

CATALOG NUMBER: GAA-AF-02-LED-U-SL3-7030-800-HSS

CANDELA DISTRIBUTION (continued):

	90°	95°	105°	115°	125°	135°	145°	155°	165°	175°	180°
0°	1922.3	1922.3	1922.3	1922.3	1922.3	1922.3	1922.3	1922.3	1922.3	1922.3	1922.3
2.5°	1905.2	1879.3	1831.7	1782.8	1737.7	1683.4	1656.2	1629.6	1618.3	1614.1	1594.5
5°	1850.1	1806.2	1705.2	1603.6	1510.1	1410.7	1345.2	1292.6	1261.6	1246.6	1222.8
7.5°	1779.5	1707.7	1554.3	1397.8	1252.0	1108.4	1001.9	920.0	863.6	836.5	811.9
10°	1711.0	1615.4	1397.4	1184.0	986.0	795.6	648.5	542.0	474.0	442.7	422.7
12.5°	1649.7	1525.6	1245.8	975.6	727.0	504.1	354.5	269.8	227.6	212.9	205.8
15°	1594.9	1442.9	1102.6	777.6	492.4	288.2	193.8	165.0	158.3	158.3	157.4
17.5°	1543.1	1361.9	964.2	591.7	309.0	176.3	147.4	143.6	143.6	145.3	145.3
20°	1493.4	1284.6	830.6	424.7	194.6	139.8	133.3	132.4	133.3	135.3	135.3
22.5°	1450.8	1214.5	705.8	291.4	144.5	126.1	122.8	121.5	121.9	123.2	124.0
25°	1419.0	1155.2	588.1	197.5	124.4	114.8	111.1	109.0	107.3	107.3	108.1
27.5°	1399.1	1105.1	474.0	143.6	111.9	104.4	98.5	95.2	91.4	89.4	90.2
30°	1384.4	1057.4	367.1	117.3	100.3	92.7	85.2	79.8	74.3	71.8	72.7
32.5°	1379.0	1019.0	274.4	103.6	89.8	81.4	72.2	65.1	59.3	57.2	57.7
35°	1393.6	988.5	200.9	93.6	81.4	70.9	60.6	52.6	48.0	46.8	47.2
37.5°	1432.1	972.2	150.3	85.2	74.0	62.2	50.6	43.0	40.1	40.1	40.5
40°	1504.6	971.8	120.8	79.4	67.3	53.9	41.7	36.3	34.6	35.5	35.9
42.5°	1610.7	993.9	105.2	74.0	61.4	45.9	34.6	30.9	30.5	31.4	31.7
45°	1755.6	1034.4	96.9	69.3	55.1	38.4	29.2	26.7	26.7	27.9	28.4
47.5°	1933.1	1093.7	89.8	64.7	48.8	32.1	25.0	23.4	23.8	25.0	25.4
50°	2147.0	1168.6	82.7	59.7	44.3	26.7	21.7	20.5	20.9	22.5	23.0
52.5°	2390.5	1269.2	76.9	55.1	38.4	22.1	18.3	17.6	18.3	20.1	20.5
55°	2599.2	1359.4	69.8	51.3	30.9	18.3	15.0	15.0	15.9	18.0	18.3
57.5°	2800.1	1453.7	63.5	44.3	24.3	14.7	12.5	12.9	14.2	16.3	16.7
60°	3095.0	1613.6	56.0	37.2	18.3	11.6	10.5	10.9	12.5	14.7	15.0
62.5°	3595.7	1857.2	48.4	30.9	14.2	9.2	8.3	9.2	11.3	13.8	14.2
65°	4047.6	1956.2	39.7	25.9	10.9	7.1	7.1	8.3	10.9	13.4	13.8
67.5°	3795.7	1646.6	30.9	20.5	8.3	5.4	5.8	8.0	10.5	13.4	13.8
69°	3356.9	1346.5	26.3	16.3	7.1	5.1	5.4	8.0	10.5	12.9	13.4
70°	3014.8	1136.8	23.4	13.8	6.3	5.1	5.4	7.5	10.5	12.9	13.4
72.5°	2019.2	613.9	18.8	10.0	5.8	4.6	4.6	7.5	10.0	12.5	12.9
75°	867.8	169.6	15.0	7.1	5.1	4.2	4.2	7.1	9.6	12.1	12.9
77.5°	158.7	43.0	12.1	6.3	5.1	4.2	3.8	6.7	9.2	11.6	12.1
80°	63.1	21.2	9.6	5.4	4.6	3.8	3.3	6.3	8.7	11.3	11.6
82.5°	38.1	12.1	8.0	5.1	4.6	3.3	2.9	5.4	8.3	10.9	11.3
85°	30.9	8.3	6.3	5.1	4.2	3.3	2.5	5.1	7.5	10.5	10.9
87.5°	15.0	5.8	5.8	4.6	4.2	3.3	2.5	4.6	7.1	10.0	10.5
90°	0.0	0.0	0.0	0.0	0.0	0.0	0.0	0.0	0.0	0.0	0.0

(END OF REPORT)